

SHIP NAME	SC 1
EX NAME	SIRIOS CEMENT III
IMO NUMBER	8607579
CALL SIGN	H9CD
OFFICIAL NUMBER	49714-PEXT
MMSI NUMBER	374491000
FLAG	PANAMA
CLASS REGISTER	RINA
P&I CLUB	BIRITISH MARINE
HULL & MACHINERY	STRENGHTED & DIESEL ENGINE
SHIP TYPE	CEMENT CARRIER
SHIP OWNER	VARUNA MARINE LIMITED-MAJURO REPUBLIC OF MARSHAL ISLAND
IMO CO. REG .NO.	5998572

#### HOLD DIMENSION &HOLD CAPACITY

HOLD NUMBER 1	1004.30 M <sup>3</sup>
HOLD NUMBER 2	1829.90 M <sup>3</sup>
HOLD NUMBER 3	1789.90 M <sup>3</sup>
TOTAL CAPACITY M <sup>3</sup>	4624.10 M <sup>3</sup>
<u>HATCH DIMENSION</u>	
HATCH NUMBER 1	TOTALLY CLOSED (13.4X7.0 M)
HATCH NUMBER 2	TOTALLY CLOSED (13.4X12.7.0 M)
HATCH NUMBER 3	TOTALLY CLOSED (13.4X12.7M)

#### AIR DRAFT INFORMATION

DRAFT IN BALLAST	3.0 FORE 5.60 AFT
AIR DRAFT IN BALLAST	27.80 M
AIR DRAFT IN LOADED	24.92 M
FREE BOARD (BALLAST)	4.30 M
FREE BOARD( LOADED)	1.555 M
T.P.C (SUMMER)	13.2 T

#### OTHER DETAILS

DISTANCE FROM BOTTOM LINE TO HATCH COMMING	9.850M
DISTANCE FROM WATER LINE TO HATCH COMING	4M
DISTANCE FROM TOP TANK TO UNDERSIDE OF CLOSED HATCH COVER	8M
HOLD FITTED WITH CO2 FIRE FIGHTING	N/A
HOLD MECHANICAL VENTILATION	N/A

#### MAX. PERMISSBLE LOADS

TANK TOP& TWEEN DECK & WEATHER DECK HATCH COVER	N/A
---	-----

#### INTERNATIONAL LOAD LINE

LOAD LINE INFORMATION	FREE BOARD	DRAFT M	DISPLACEMNT S.W	D.W.T S.W
TROPICAL FRESH WATER	1.258M	7.362M	8309 T	5169 T
TROPICAL	1.408M	7.212M	8108 T	4968 T
SUMMER	1.555M	7.080	7935 T	5034.1T
WINTER	1.702M	6.918M	7721 T	4581 T
W.N.A	1.752M	6.868	7681 T	4541 T
F.W.A	15mm			



SHIP MANGER/DOC,ISM & OPERATIONS	ELREEDY SHIPPING AGENCY
IMO CO. REG. NO.	5036838
<u>TONNAGE</u>	
LENGTH OVERALL	101.50 M
LENGTH BETWEEN PERPENDICULARS (L.B.P)	94.310 M
BREADTH	16.40 M
MOULDED DEPTH	8.60 M
GROSS TONNAGE	3998 MT
NET TONNAGE	1263 MT
DEAD WEIGHT	5034 MT
CARGO CARRY	CEMENT IN BULK
SUMMER DRAFT	7.08 M
LIGHT SHIP	2901 MT
GEAR DESCRIPTION	2 PROVISION CRANE USE FOR TRANSFER DISCHARGING HOSE ONLY EACH ONE ABOUT 1.0MT

#### PNEUMATIC SYSTEM DISCHARGING & LOADING

2 COMPRESSOR TYPE	CUMMINS 6 BAR EACH ONE
1 COMPRESSOR TYPE	ATLAS 4 BAR
1 COMPRESSOR TYPE	SULLAIR 6 BAR
DISCHARGE CEMENT PLANT (LOADER)	2 EACH ONE ABOUT 11 MT
DISCHARGING RATE TO TRUCKS	ABOUT 100MT P/H
DISCHARGING RATE TO SILO	ABOUT 110MT P/H
LOADING BY TRUCKS &CHUTE SILO	ABOUT 2000MT P/D
2 TYPE OF CEMENT CAN BE LOADING	1 TYPE ABOUT 1800 MT & OTHER TYPE ABOUT 2600 MT
DISCHARGING HOSE TO THE SILO	7 HOSES EACH HOSE 12'' X 6M LENGTH

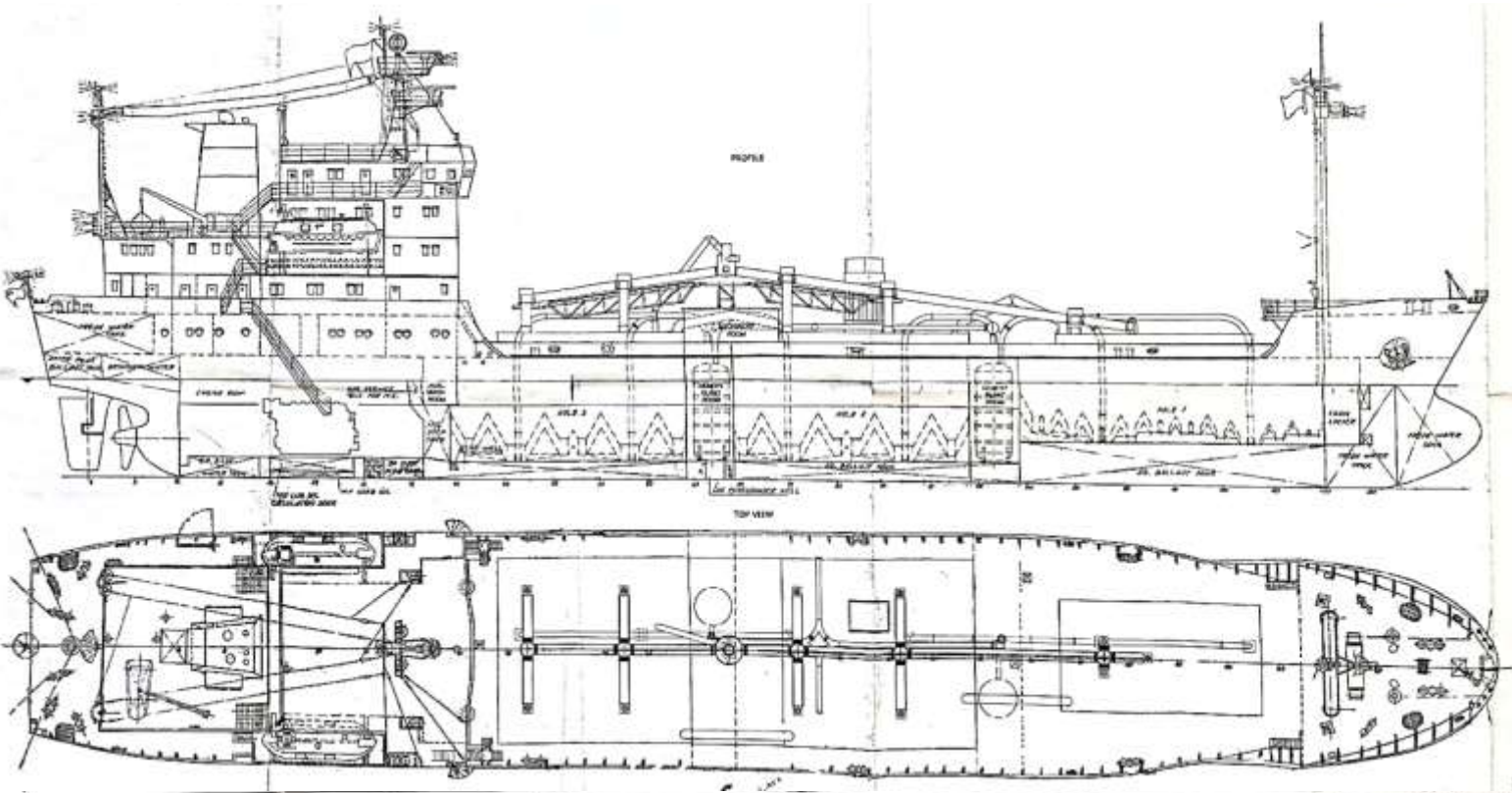
#### MACHINARY

MAIN ENGINE	MAN 6L 40/54A
POWER OF MAIN ENGINE	3750 HP / 2757 KW
PROPELLER TYPE	FIXED (RIGHT HAND)
AUXILIARY ENGINE	3 CAT
POWER OF A/E	3X 307KW AT 1500 RPM
SHAFT GENERATOR	N/A
BOW THRUSTER	NA
NO HEAVY.FUEL ONLY DIESEL OIL	218M <sup>3</sup>
BALLAST WATER	1323.63 M <sup>3</sup>
FRESH WATER	173.92 M <sup>3</sup>

#### SPEED SERVICE

BALLAST ABOUT (W.O.G)	9 KNOTS
LOADED ABOUT (W.O.G)	8 KNOTS
MAX SPEED	9 KNOTS
LUBRICANTS	40M <sup>3</sup>
BILGE / SLUDGE	30.45M <sup>3</sup> /9.87M <sup>3</sup>

MASTER OF MV SC1  
CAPT/ HAYTHAM ELREEDY



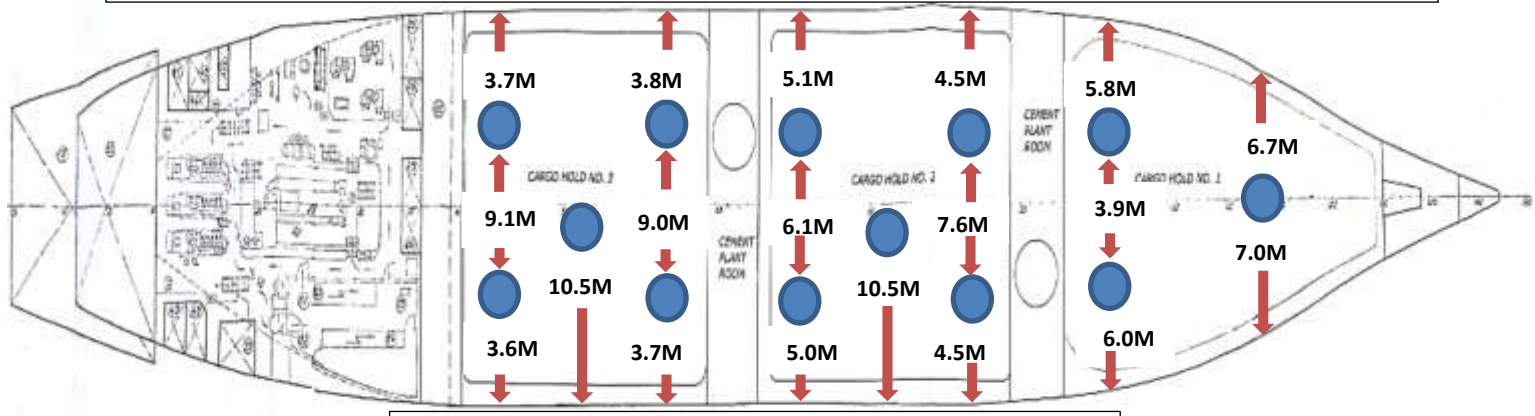
**CAPACITY OF CARGO HOLDS 4624.10 M<sup>3</sup>**

**HOLD NO3  
1789.9 M<sup>3</sup>**

**HOLD NO2  
1829.9 M<sup>3</sup>**

**HOLD NO1  
1004.3 M<sup>3</sup>**

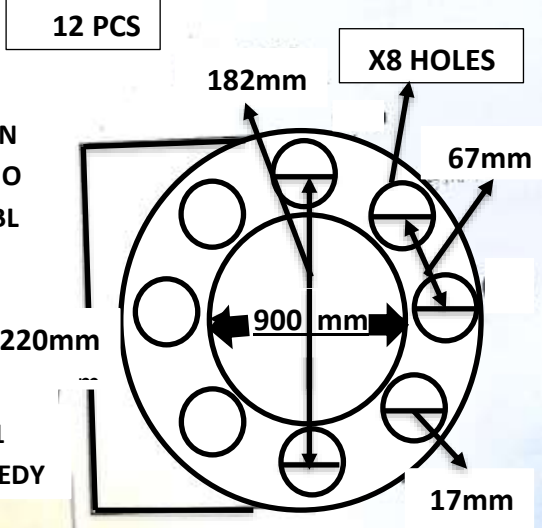
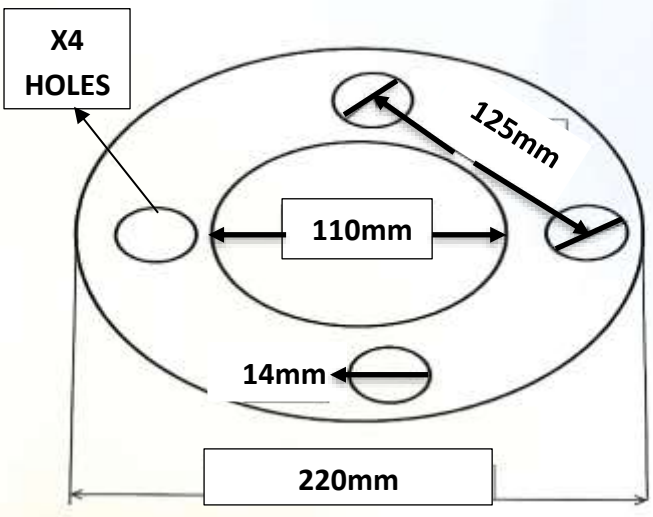
**POSITION OF LOADING FLANGES BY TRUCKS HOSES & DISTANCE IN METERS TO SHIP'S BULWARK**



**DIMENSIONS OF LOADING FLANGES BY TRUCKS**

**LOADING CONNECTION FLANGES BY TRUCKS ONE PIECE ONLY WITH THIS DIMENSIONS AT HOLD NO 2 CENTER**

**LOADING CONNECTION FLANGES BY TRUCKS 12 PIECES WITH THIS DIMENSIONS AT HOLDS**

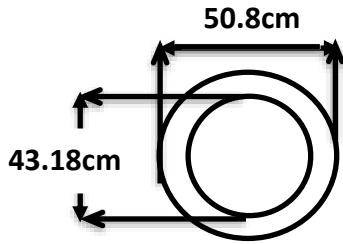


**VIRTICAL CONNECTIONS IN HATCH COVER NO ELBOW AVAILABL ONBOARD**

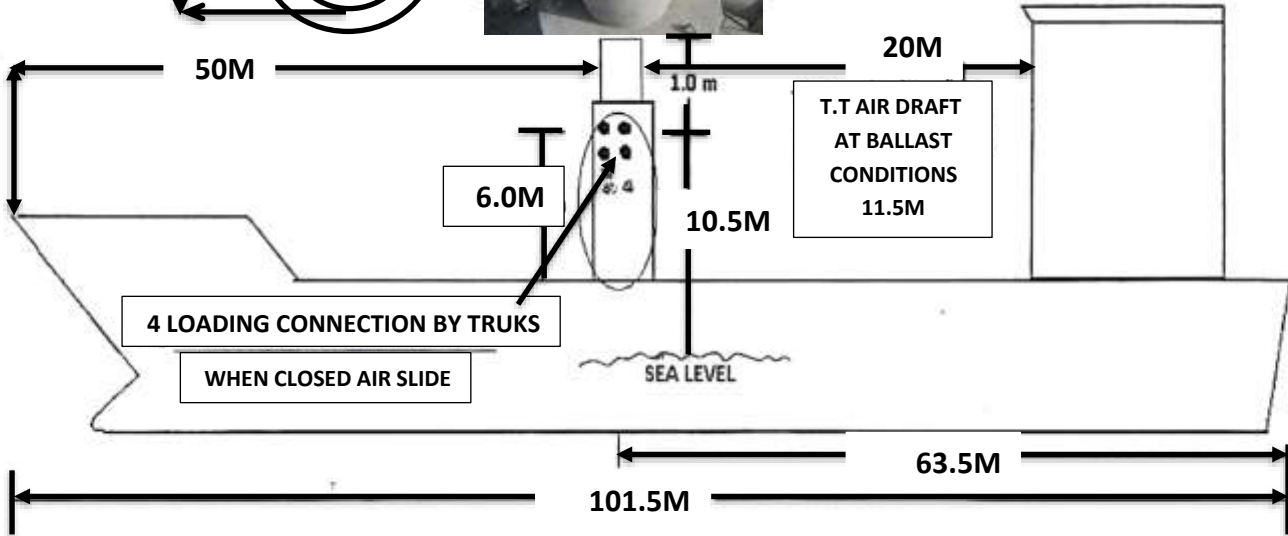
**MASTER OF MV SC1  
CAPT/ HAYTHAM ELREEDY**



**LOADING CONNECTIONS BY TRUCKS & ARM (CHUTE)**

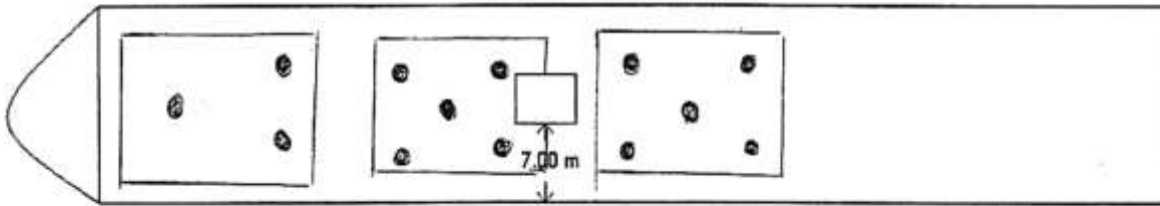


**CENTER MAINFOLD FOR LOADING BY ARM(CHUTE)**



T.T AIR DRAFT  
AT BALLAST  
CONDITIONS  
11.5M

4 LOADING CONNECTION BY TRUKS  
WHEN CLOSED AIR SLIDE



- HOLD NO1  
3 CON. TRUCKS
- HOLD NO2  
5 CON. TRUCKS
- HOLD NO3  
5 CON. TRUCKS
- LOADING CONNECTIONS ON HATCH COVER

**LOADING BY TRUCKS**



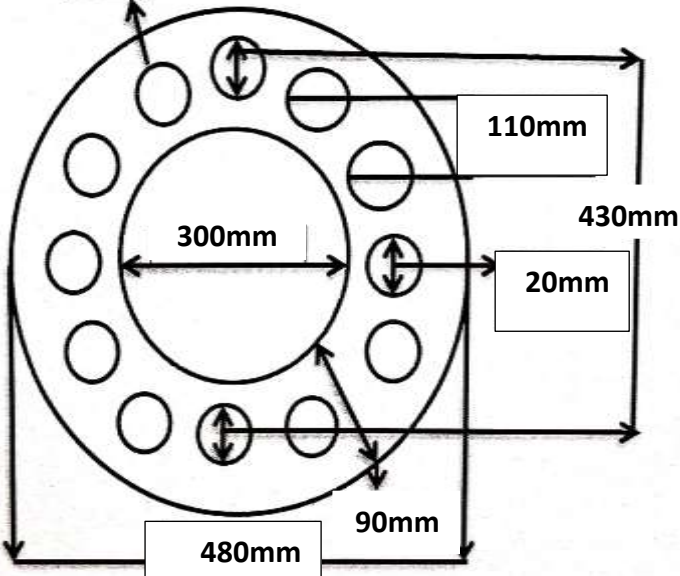
**NO ELBOW AVAILABLE ONBOARD  
MUST BE BRING WITH TRUCKS HOSES**

**VERTICAL FALNGES**

**DISCHARGING HOSE LENGTH AND FLANGE DIMENSION FOR DISCHARGING TO THE SILO**

**X 12 HOLE**

**HOSE FLANGE DIMENSIONS**



**ONBOARD 7 HOSES WITH LENGTH 6M FOR EACH HOSE**

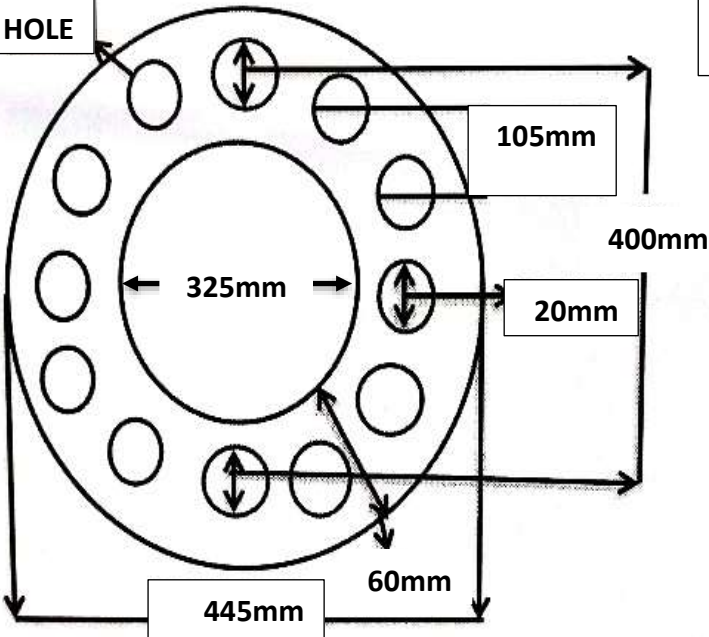


**SHIP'S REDUCER PHOTO**



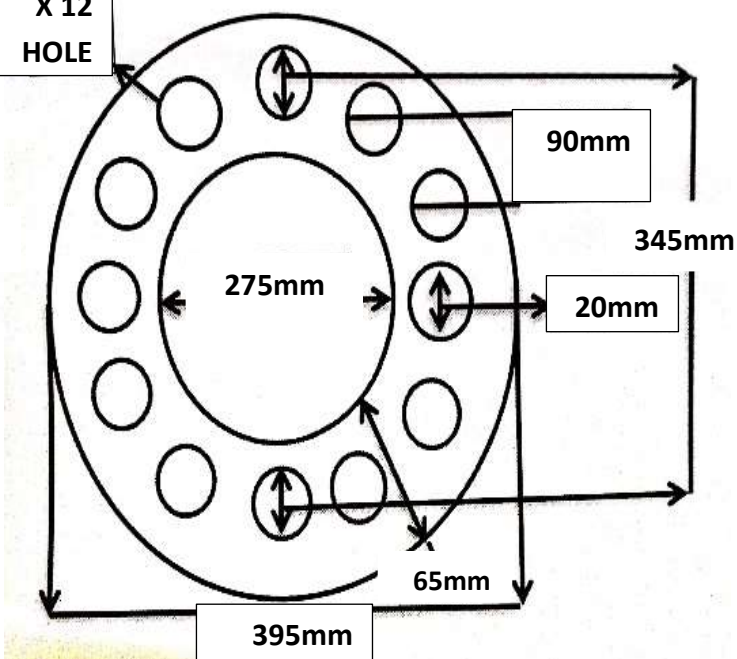
**REDUCER SIDE 14" INCH**

**X 12 HOLE**



**REDUCER SIDE 12" INCH**

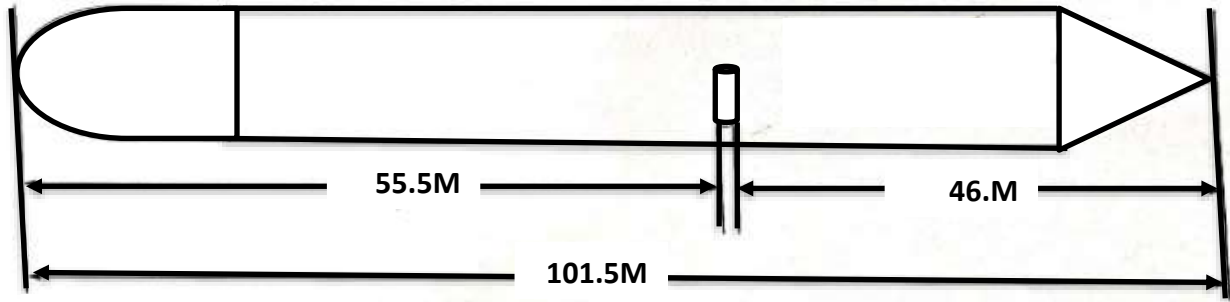
**X 12 HOLE**



**MASTER OF MV SC1  
CAPT/ HAYTHAM ELREEDY**

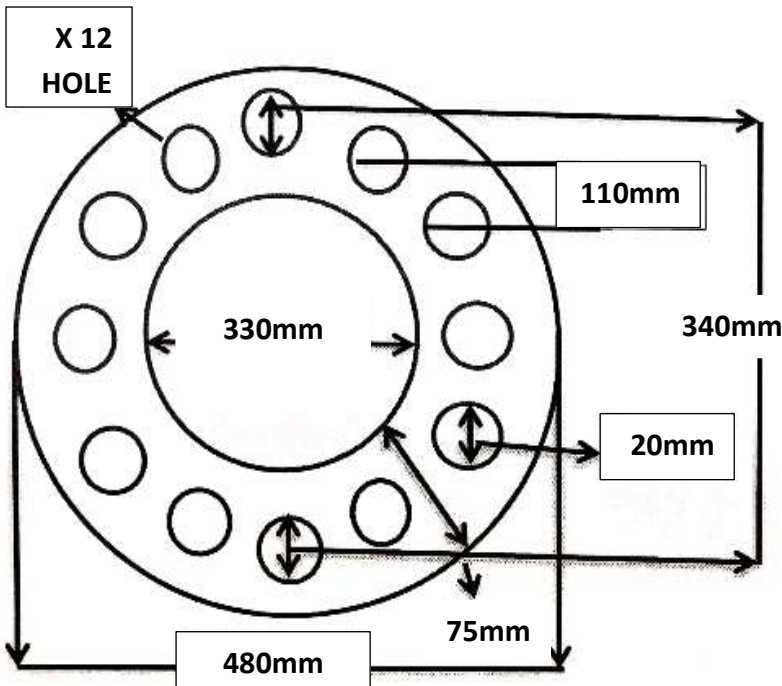


**POSITION OF DISCHARGING HOSE**

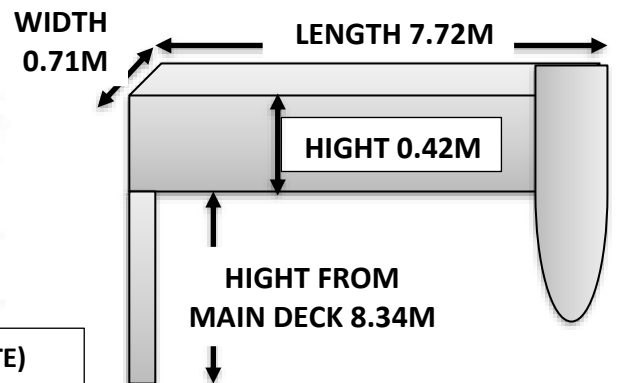


SUMMER DRAFT – 7.08 M  
DISCHARGING HOSE 12”

**SHIP'S DISCHARGING LINE FLANGE DIMENSIONS**



**DIMENSIONS OF SHIP'S ARM(CHUTE)**



**DISCHARGING TO THE TRUCKS BY SHIP'S ARM (CHUTE)**



MASTER OF MV SC1  
CAPT/ HAYTHAM ELREEDY