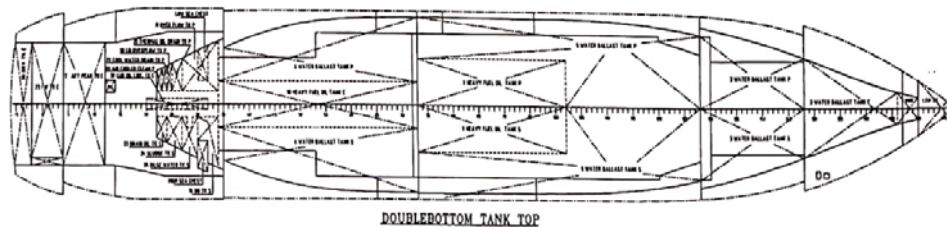
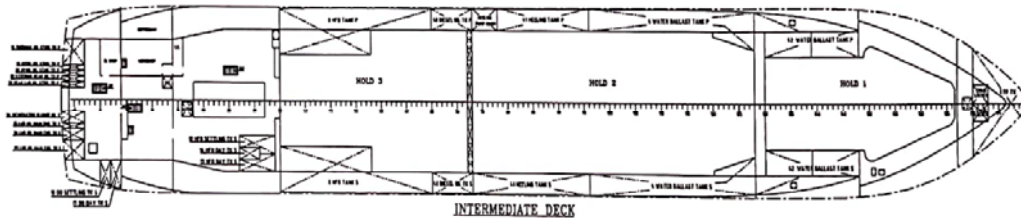
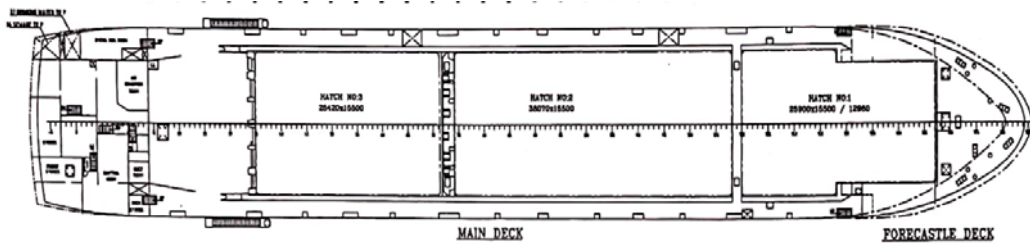
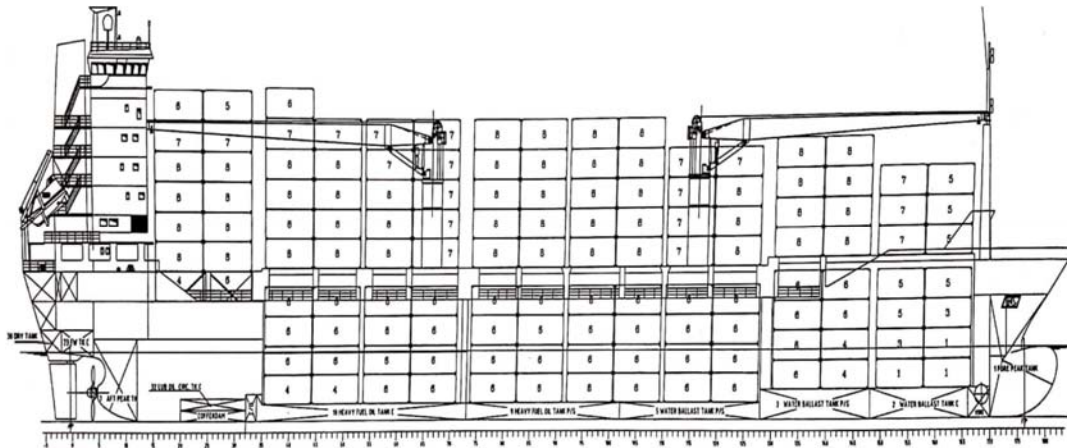




EL REEDY SHIPPING AGENCY

Hold Mechanical Ventilation	8 Set Cargo Fan	Lubricants	80.27 m3
Maximum Permissible Loads		Bilge	10.73 m3
Tank Top	15.0 t/m2	Sludge	9.17 m3
Weather Deck & Hatch Cover	1.7t/m2-1.7t/m2	Sewage	18.74 m3
MAX. STACK LOADS FOR CONTAINERS			
Deck	20 feet / 45 ton		40 feet / 70 ton
Hatch	20 feet / 80 ton		40 feet / 96 ton
Hold	20 feet / 100 ton		40 feet / 140 ton

M/V: LOTUS





EL REEDY SHIPPING AGENCY



EL REEDY SHIPPING AGENCY



Ships name	LOTUS		Ship Manager / DOC & ISM	ELREEDY STAR	
EX .Name	CMA CGM LOTUS , OS RIZE,			VILLA NO 1RAS ELBAR, EGYPT	
IMO Number	9193525			IMO Co.Reg. No.	5036838
Call Sign	6AJJ				
MMSI Number	622112801				
FLAG	EGYPT				
Class	NK				
Class Notation	General Cargo Container Cargo				
P&I Club	BRITISH MARINE				
Hull & Machinery	ALBAHRIAH INSURANCE & REINSURANCE				
Ship Type	General Cargo				
Ship Owners	Elreedy Star For Owning and Managing Ships		Tonnage		
IMO Co Reg No. Hull	5036838		Length Overall	136.43 m	
Shipbuilder	YARDMICE GEMI INSA.		Registered Length	123.70 m	
Place of built	Turkey		Registered Berth	20.50 m	
Hull Number	011		Moulded Depth	10.710 m	
Keel laying	1998		Gross Tonnage	8443 mts	
Completion	August 1999		Net Tonnage	3900 mts	
Double Hull	No		Dead Weight	9389.3 mts	
Double Bottom	yes		Cargo Garry	9000 mts	
Type of Hold	Boxed		Summer Draft	7.450 m	
Hatch Dimensions			Light Ship	4300 .70 mts	
Hatch Number 01	13.0 m x 13.20 m		Gear Description		
Hatch Number 01	13.0 m x 15.95 m		Manufacturer	LIEBHERR	
Hatch Number 02	39.0 m x 15.95 m		Manufacturer No.	160897	
Hatch Number 03	26.0 m x 15.95 m		Number	02 Cranes	
Hold Dimensions			Capacity	41 mts	
Hold No.01	26.0 m x 13.20 m x 14.60 m		luffing Speed (MAX.)	15-5m,20sec/35-20m,40sec	
Hold No.02	39.0 m x 15.95 m x 14.60 m		Max.Outreach	35 m /15 m (from ship side)	
Hold No.03	26.0 m x15.95 m x 14.60 m		Safe for this Voyage	36 mts	
Hold Grain and Bale Capacity			Max. Heel / Trim	Max .hell 2 max hell angle 5	
	Grain CBM	Bale CBM	Machinery		
Hold No.01	377.43 m3	3595.43 m3	Maine Engine	MAN 6L 48/60& 6CYL	
Hold No.02	6904.87 m3	6904.87 m3	POWER Of M/E	6300 KW	
Hold No.03	4495.14 m3	4495.14 m3	Propeller Type	C.P	
Additional Information			Auxiliary Engine	3 X MAN D28421E	
Draft in Ballast	fore 3.5 m/ af 5.5t m		Power of M/E	6300 KW, 8568 BHP	
Draft in Loaded	Fore7.2 m7.6 / aft m		Shaft Generator	1	
Air DRAFT In Ballast	36.0 m		Power	600 KVA	
Air DRAFT In Loaded	31.55 m		Bow Thrusters	Yes	
Free board (Ballast)	06.20 m		Speed Services		
Free board (Loaded)	03.25 m		Ballast (About WOG)	13 KTS	
TPC (Summer)	23.1 mts/cm		Loaded (About WOG)	13 KTS	
Distance From Deck Line to hatch coming			Max. Speed	13.6 KTS	
Ballast /Laded	m / m		Tank Capacity (Tank Capacities 100%) in cubic Metres		
Others Details			Heavy Full Oil	1143.31 m3	
Distance from Bottom Line To Hatch Coming Top	13.20 m		Diesel Oil	171.18 m3	
Distance from Load Line To Hatch Coming Top	5.75 m		L.oil	80.27 m3	
Distance from Tank Top To underside of Hatch Cover	14.60.0m		Ballast Water	3100.9 m3	
Holds Fitted With Co2 Fire Fighting	Fixed Co2		Fresh Water	103.5 m3	
Holds Fitted With Water System Fire Fighting	Fixed Water System				



EL REEDY SHIPPING AGENCY